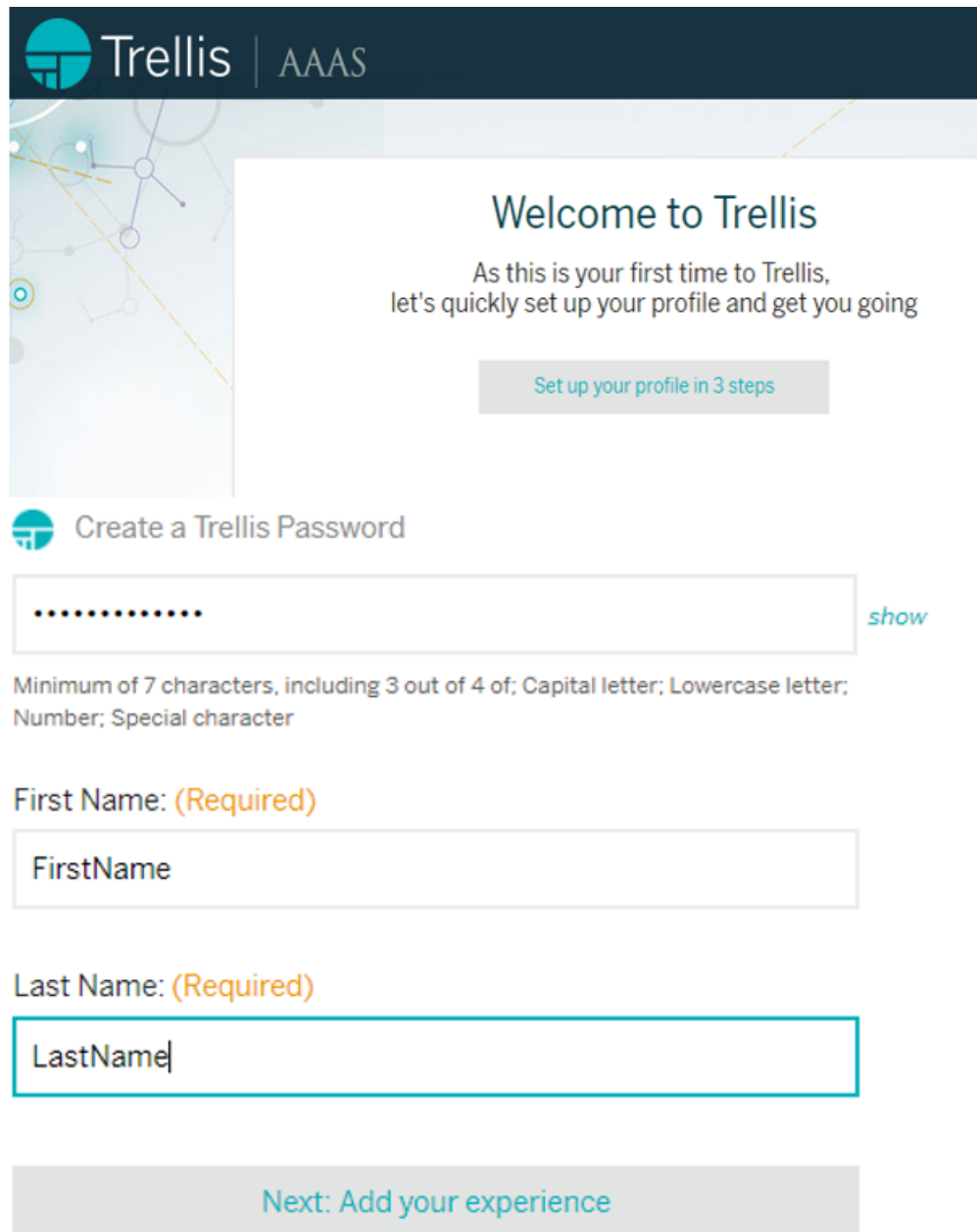


## How-To: Join Trellis Submerged Landscapes Research Group

The Submerged Landscapes Research Group is currently a closed research group. To join mail a request to [submergedlands@outlook.com](mailto:submergedlands@outlook.com). It would be useful if you could state your affiliation and research interests when applying.

You will receive an email response - please click the button at the bottom of the email labelled 'Set Up Account'. This will open Trellis and guide you through the 3 steps to creating an account.




**Trellis** | AAAS

### Welcome to Trellis

As this is your first time to Trellis, let's quickly set up your profile and get you going

[Set up your profile in 3 steps](#)

 **Create a Trellis Password**

..... [show](#)

Minimum of 7 characters, including 3 out of 4 of; Capital letter; Lowercase letter; Number; Special character

**First Name: (Required)**

FirstName


**Last Name: (Required)**

LastName

[Next: Add your experience](#)

Step 1 – Creating Password – your password must be 7 characters including numbers, capitalisation or special characters. You will need to provide your first and last names here.

Step 2 – Creating a profile including your position and a biography detailing your experience and research focus. Your profile will help others locate specific skills. There is an option to import your skillset from LinkedIn if you use this business tool.









Employer/Institute: (Required)  
Submerged Landscape Research 



Title: (Required)  
Administrator

Geographic Location:

Start Date:  
  I currently work here  
 I retired from this position

Biography: (optional)

**H1 H2 B I**        **A** 







 

A few words about your experience and focus up to 1500 characters

[Upload your own photo](#)

-OR-

Choose one from the Trellis Library

[Apply](#)

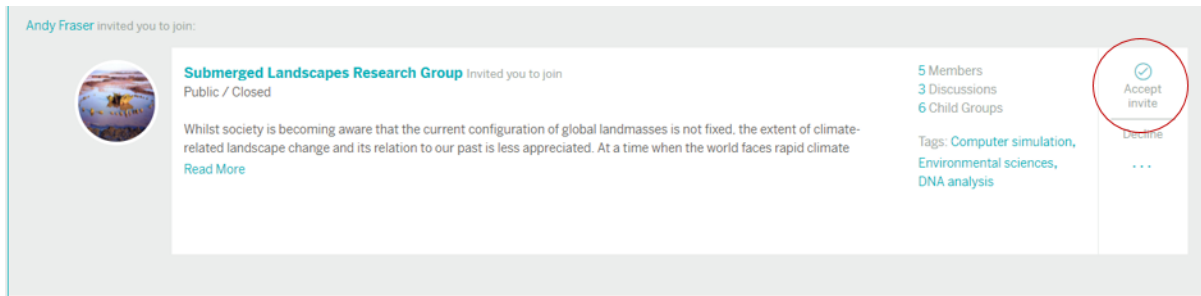
[Back](#) | [Skip](#)

Step 3 – Add a profile Picture to your account. This can be uploaded from your pc or you may choose one from the Trellis Library.

Note – the profile picture will be circular. If you are uploading a square picture, the edges will be cropped to make a circle.

Once complete you will receive an email welcoming you to the Submerged Landscapes Research Group. This email will contain a document about how to navigate the Trellis system and a copy of the Final Report from the Royal Society Chicheley Hall Meeting this year.

The final step to accessing the Research Group is to log into TRELIS and click the ‘Accept Invite’ button to the right of the Submerged Landscapes Research Group Invitation screen.



If you have any problems or suggestions, please email: [submergedlands@outlook.com](mailto:submergedlands@outlook.com)

We look forward to hearing from you and to support your current research and future collaborative work in one of the most exciting areas of archaeological research